

Rapid **PLATFORMS**

Putting Access & Ability Together



POWERED ACCESS

SPIDERS / TRACKED

HOISTS & ELEVATORS

HIRE

SALES

TRAINING

SERVICE

01279 501501

www.rapidplatforms.co.uk

In the years since Rapid Platforms was launched, much has changed in the industry. We have evolved to keep ahead of these changes and have gradually become more knowledgeable and specialised. Our aims and ambitions, however, remain the same; that is to put you, our customers first, to constantly review your needs and to continue to supply a service that is second to none.

Our **hire** fleet of platforms and hoists continues to grow 'slowly but surely' and existing customers will find many new products in our latest brochure. **Sales** still feature strongly in our operation and, as always, we offer for sale the full range of products we hold for hire in addition to many that we do not. Every hire and sale is backed up by our highly experienced service engineers who are fully trained and there to help you. We also offer specific **training courses**. Training has always been a very important element of our organisation and with the growth of customer awareness in safety, this department will undoubtedly expand even more rapidly.

In essence we can provide:

Access

Unrivalled knowledge in all aspects of access backed up by experience and expertise. We are always able to offer advice and/or free site surveys to ensure that you make the right choice and we can, if required, provide one of our fully qualified operators. If you are looking to buy, we will make recommendations and arrange demonstrations as appropriate, either in our depot or at your premises.

Hoisting

The right hoist for the job. Our fully trained staff can erect a hoist to meet your exact requirements. We offer a full back-up service, whether you are hiring or buying.

Training

We are an IPAF and PASMA training centre. All our operators and erectors are fully trained in safety awareness and hold operator and/or demonstrator's qualifications.

Service and Back-Up

We offer first class service facilities. Our fully trained mobile engineers provide expert warranty and back up service for all the equipment we hire or sell. In addition we are very happy to offer service contracts including six monthly testing for a wide range of access equipment including vehicle mounted platforms.

Sundries and Safety Equipment

We can advise on and supply most forms of personal protective equipment including hard hats, harnesses etc. together with such aids as wind indicators.

Call **01279 501501** now or visit our website **www.rapidplatforms.co.uk**

- and see if we can help.
You will be glad you did.


OPERATED VEHICLE MOUNTS

Our telescopic fleet includes trucks ranging from a useful 17m working height up to an impressive 45m. Most units have jibs, rotating cradles and variable jacking widths. Self-drive trucks are available up to 22m working height (maximum 7500 kg gross vehicle weight). We supply fully trained operators for the whole range of trucks. To ensure that your contract is always supplied with the 'right' platform our experienced and trained staff are always on hand to carry out surveys and to arrange the issue of permits and traffic management schemes should these be required.




Self Drive Truck Mounts

Our range offers the greatest versatility, are easy to operate and are suited to a wide variety of maintenance tasks. Our machines have working heights ranging between 17m – 22.5m and out-reach of up to 17m. All of our access platforms weighing under 3500kgs can be driven on a standard driving licence. We can provide full training and familiarisation in machine operation to ensure your team's safety.



The Spider


Pedestrian controlled or operated from the cradle for easy job positioning. When in its stowed position, the Spider can pass through a standard doorway and the model shown here has a working height of 29m. The four outriggers are independently controlled and can be positioned on or over obstacles with the aid of its fully automated safety systems. All controls are proportional and there is a fly jib, rotating arm and rotating cradle dependant on model. Mains, generator and battery power for ultimate flexibility.



Tracked Platforms

Ideal for both internal and external use, powered by an integral engine or by dc mains power. These units are mounted on a Mini-Excavator tracked base and are from

780mm wide enabling them to pass through single width doorways. The tracks give gradeability of 25% and permit the machine to climb kerbs, stairways, ramps and thresholds. (depending on machine) These machines have a working height of up to 18m and the width, tracks and its low weight make it suitable for most surfaces.





Self Propelled Booms

Both articulated and telescopic units are available for hire, some with fly jib and all with rotating cradles.

Using its dual parallelogram riser, ascent and descent can be made along a vertical plane. Power comes from dc power

packs, bi-energy units (dc / diesel)

or dedicated diesel. Cradle rotation, ac outlet and proportional controls are standard equipment.



Similar, in most respects, to the standard units except for being only 0.99 - 1.5m wide. Their low weight, 25% gradeability, compact dimensions and tight turning circles give a competitive edge. All units

Narrow Self-Propelled

are bi-energy – dc power pack and diesel engine. Suitable for all types of interior and exterior work. When used in dc mode the electric drive is emission and noise free.



Self propelled vertical lifts with working heights up to 17m offer comparatively large deck areas and load capacities. Powered by dc power pack or diesel and available as flat slab, rough terrain, speed level and jacked machines, all have proportional controls and emergency lowering systems.

Scissor Lifts



Industrial Scissor Lifts

Stable, reliable and easy to operate their narrow width allows access to those hard to reach spots.


Various platform heights are available with a dc power pack and roll out platform extension. Platform controls are fully proportional and they all have emergency stop switches and manual lowering valves.





All-Terrain Platforms

A platform to access the most difficult areas, powered by a diesel engine and four wheel drive chassis. The operator controls all functions from the cradle and can select two wheel, four wheel or crab steering and two driving speeds. Accurate job site positioning is aided by four wheel steering to give 18m working height with a jib for up and over work. The cradle is fitted with 90 degree rotation.



Dumper Mounted Platforms

A true go anywhere platform, mounted on a dumper four wheel drive chassis and equipped for road going jobs. Jacking width only 2.4m with the ability to level on sloping or uneven ground. With articulated, top-telescopic and final flick boom 7.9m of up and over reach can be achieved. Ideal for tree surgery, estate management, sub-station access and off-road work generally.



Trailer Mounts

Weighing just over 1 tonne the 12m articulated machine is easily manoeuvred by one man. Telescopic retracting axles allow the machine to pass through 1.1m openings. Some 12m and 17m machines have an extra telescopic boom section and hydraulic outriggers. All units have pressure sensitive outriggers, dual fully proportional controls and emergency descent systems.



The ideal solution to meet your over desk access needs. Within a few short minutes of setting up, it gives you a working platform. No need to clear a desk before you work because the Desksurfer gives you plenty of clearance for desk items.

GREATER EFFICIENCY COMPARED TO DESK SPANNING SCAFFOLD



One man vertical work platforms, dc and ac power options, easily handled by one person, and will pass through standard doorways. A self-propelled two man capacity version with an extending deck can be used where outriggers would be a problem. Ideal for work in sports halls and other public buildings.

Personnel Lift



Portable Materials Lift

Manually operated fork lift with many uses for contractors and general industry. Standard or straddle bases with various handling attachments with the ability to lift up to 7.9m.



Span towers to suit every application, with single or double widths, three platform lengths and ladder frame or clip-in ladder access. Multi-purpose components ensure high utilisation in static, mobile and facade scaffolds.

Towers & Ladders



A wide range of ladders and accessories with a five year Euro-Guarantee and ten year spares and repairs service.



Rubbish Chutes

Wear resistant plastic chutes, quiet in use and easy to transport and erect. Fixings for scaffolds, parapets, windows and flat roofs, with a winch for easy and speedy erection and dismantling. Standard to Jumbo chutes available.



For people and materials. Five to seven persons and material up to a total weight of 1500kg at a speed of 12m/min and used as a hoist it will transport materials up to 2000kg at 24m/min. When used for people, a roof is fitted. Transportation is simple using a dedicated road trailer.

Transport Platforms



Platforms available from 200kg to 2000kg load capacity on a triangular mast, each section 1.5m long, up to a height of 100m.

Rack & Pinion Hoists

Fully interlocked ramps, landing gates and a ground enclosure ensure safe operation.



The ideal lightweight vertical hoist with a 175kg capacity. With its single wheelbarrow load platform it can lift loads up to a height of 30m at a speed of 25m/min. Easy transport, erection and dismantling using lightweight, but robust, 2m ladder sections.

Combi Lifts



ALSO AVAILABLE

generators, transformers and extension leads



Inclined Hoists

Ever popular with roofers and builders the GEDA-LIFT lifts various materials up to a payload of 200kg. Bricks, mortar, felt, buckets, plasterboard, timber etc. can be lifted using different load carrying components.



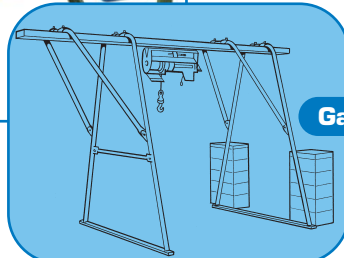
Will lift up to 200kg; an extending scaffold bracket makes it possible to handle bulky loads. Lifting heights of 25m or 50m at 30m/min are safely achieved using a non-twist 5mm wire rope. The pendant control includes an emergency stop button and the bracket swivels for safe loading. Can be used free-standing, with a cantilever frame, on flat roofs or balconies.

Scaffold Hoists



Gantry Hoists

Purpose built power units to operate from a cantilevered gantry frame lifting up to 300kg to a height of 25m. Various accessories are available for both this and the scaffold hoists. These include bucket carriers, tipping containers, slings and wheelbarrow chains.



SALES

We are proud to be full range distributors for several major companies covering all types of mobile elevating work platforms from the simplest personnel platforms to large truck mounted units. Between them these companies carry a vast selection of products but where you have a requirement which falls outside their range, we will match your particular need with the right machine by sourcing from other specialist manufacturers. In short we are committed to the philosophy of supplying the right machine to the right job, not to just fitting the customer to an available machine. This commitment is complimented by our high quality after sales back up, accredited training and PAC inspection and service support.

We also supply, with the same high standard of service:

- Aluminium scaffold towers, ladders and accessories
- Portable material lifts and handling equipment
- Hoists; goods only lifts and transport platforms
- Rubbish chutes, fencing and edge protection

In summary, whatever the scope and range of your lifting requirement, be it people or materials, we will endeavour to find the solution.

SERVICE

We have an experienced and qualified team of workshop based and mobile engineers carrying out after sales back-up, servicing, six monthly inspections and repairs. Each engineer has Construction Skills Certification Scheme accreditation and is CAP certified for the examination of all mobile elevating work platforms. Our large workshop is fully equipped and has full size vehicle access, inspection pit and parts' store. The mobile engineers and their vans are in Rapid Platforms livery and are equipped for working on site or customers' premises. All engineers and drivers are also fully qualified operators and demonstrators.



Rapid
PLATFORMS

Putting Access & Ability Together

London Road, Spellbrook, Bishop's Stortford, Hertfordshire CM23 4AU

Tel: 01279 501501


Fax: 01279 501100 E-mail: info@rapidplatforms.co.uk

Visit our web site: www.rapidplatforms.co.uk



TRAINING

Rapid Platforms is well established as a Training Centre for MEWPS (mobile elevating work platforms) as well as towers, ladders harnesses and hoists. We are an approved training centre for IPAF (International Powered Access Federation), PASMA (Prefabricated Access Suppliers' & Manufacturers' Association) and THE LADDER ASSOCIATION. Our Instructors are fully qualified and very experienced.



The IPAF Powered Access Licence or PAL Card is a sure way to know that the operator is trained and that your company is protected. It provides legitimate proof of training.

Our PASMA courses for erectors / users / supervisors provide training in the safe use, erection and dismantling of aluminium scaffold towers. Certificates and identity cards give proof of training.

We provide training for Hoist Erectors / Operators and Appointed Persons for many types of hoist including transport platforms.

The Training Centre at Spellbrook has theory rooms, training and assessment areas, together with platforms, towers, ladders and hoists. We can provide hard hats, high visibility clothing, harnesses and wind meters. Should it prove more convenient or practical we can also train personnel on your own premises or site, using your own equipment.

For further information or to book a course please contact our Training Manager.

