

## Genie Z-45/25

## Genie Z-45/25J

## DC and Bi-Energy

### Self-Propelled Articulating Boom

The Z-45/25's enhanced design helps get you where you need to go, quickly and easily. The new 1.52 m (5 ft) inside turning radius delivers excellent manoeuvrability. Z-45/25J models with a 1.52 m (5 ft) articulating jib boom are also available to provide a 135° range of motion.

#### Unsurpassed Speed and Gradeability

This 4x2 is the fastest boom in its class. Travels 4.8 km/h (3 mph) with 30% gradeability.

#### Dual Parallelogram Riser

Advanced design allows ascent and descent along a vertical plane with or without retraction or extension of the boom.

#### Large Platform with Hydraulic Rotation

The 6 ft (1.83 m) all-steel platform lifts up to 227 kg (500 lb). Dimensions of 76 cm x 1.83 m (30 x 72 in) allow ample space for two workers and their tools.

Platform features a 180° hydraulic rotation for Z-45/25 models and a 160° hydraulic rotation for Z-45/25J models. Also includes automatic platform leveling with a manual hydraulic override system and an AC power outlet.

#### Ground Controls


Located at eye level with easy to understand controls and including auxiliary power, key switch, emergency stop, hour meter and boom functions.

#### Safety in Sight

All instructional and safety decals are straightforward and conveniently located to be clearly visible.

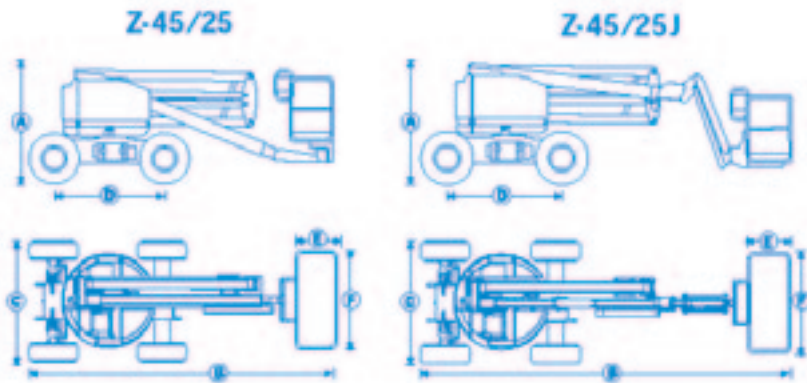
#### Drive Enable System

Informs operator when the drive and steer functions will move opposite controller movements.



# Genie Self-Propelled Articulating Boom

# Z-45/25 & Z-45/25J DC and Bi-Energy



## Specifications

	Z-45/25		Z-45/25J	
	Metric	Imperial	Metric	Imperial
Working height <sup>1</sup>	15.8 m	51 ft 5 in	15.8 m	51 ft 3 in
Platform height	13.8 m	45 ft 5 in	13.8 m	45 ft 3 in
Height — stowed	2 m 6 ft	7 in	2 m	6 ft 7 in
Length — stowed	5.5 m	18 ft	6.8 m	22 ft 3 in
Width	1.75 m	5 ft 9 in	1.75 m	5ft 9 in
Wheelbase	2.03 m	6 ft 8 in	2.03 m	6 ft 8 in
Ground clearance — centre	22 cm	8 1/2 in	22 cm	8 1/2 in
Ground clearance — min	18 cm	7 in	18 cm	7 in
Platform length	76 cm	30 in	76 cm	30 in
Platform width	1.83 m	72 in	1.83 m	72 in
Horizontal reach max	7.5 m	24 ft 6 in	7.7 m	25 ft 3 in
Up and over clearance	6.9 m	22 ft 6 in	7.1 m	23 ft 5 in
Lift capacity	227 kg	500 lb	227 kg	500 lb
Turning radius — inside	1.52 m	5 ft	1.52 m	5 ft
Turntable rotation		359j		359j
Turntable tailswing		zero		zero
Platform rotation		180j		160j
Power source	48V DC (8 6V 315 AH batteries) or 48V DC with Kubota Diesel 12 hp (9 kw)			
Drive speed — stowed	4.8 km/hr	3 mph	4.8 km/hr	3 mph
Drive speed — raised	1 km/hr	0.6 mph	1 km/hr	0.6 mph
Lift speed to full height	90 sec		90 sec	
Controls	24V DC proportional		24V DC proportional	
Auxiliary power unit	24V DC		24V DC	
Tyres	9 - 14.5		9 - 14.5	
Gradeability — stowed	30%		30%	
Occupied floor pressure - DC	1425 kg/sq.m 301 psf		1510 kg/sq.m 319 psf	
Occupied floor pressure - Bi-Energy	1462 kg/sq.m 309 psf		1528 kg/sq.m 323 psf	
Tyre contact pressure - all models	690 kPa 100 psi		690 kPa 100 psi	
Hydraulic tank capacity	30 litre	8 gal	30 litre	8 gal
Fuel tank capacity	34 litre	9 gal	34 litre	9 gal
Weight — DC2	7,214 kg	15,900 lb	7,305 kg	16,100 lb
Weight — Bi-Energy2	7,305 kg	16,100 lb	7,396 kg	16,300 lb

<sup>1</sup> The metric equivalent of working height adds 2 m to platform height. Imperial adds 6 ft to platform height.

<sup>2</sup> Weight will vary on options and/or country standards.

## Standard Features

- 15.8 m (51 ft 5 in) working height
- At least 7.5 m (24 ft 6 in) horizontal reach
- Up and over clearance of over 6.9 m (22 ft 6 in)
- 1.52 m (5 ft) turning radius
- 227 kg (500 lb) lift capacity
- Fully proportional controls
- Hydraulic platform rotation
- 24V DC auxiliary power unit
- Drive enable system
- End mount platform on Z-45/25J models
- AC wiring to platform
- Tilt alarm
- Horn
- Hour meter
- Industrial air tyres

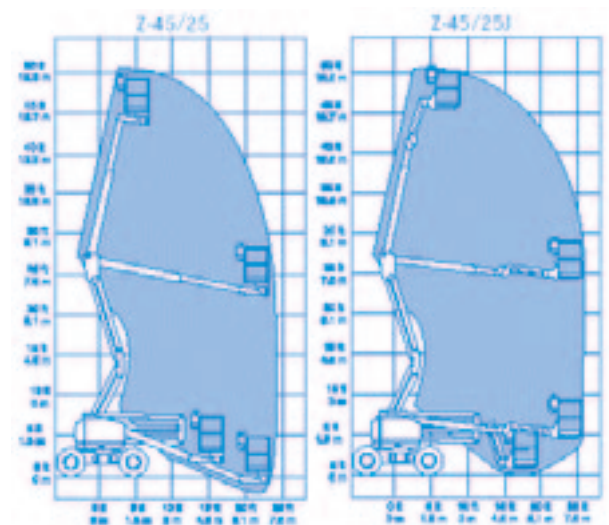
## Options and Accessories

- Alarm package
- Platform swing gate
- Air line to platform
- Full rail platform pinch guard
- Platform work light
- Platform control box cover
- Foam filled and nonmarking tyre packages

## Standards Compliance

- CE EN280

## Range of Motion



*Rapid*  
**PLATFORMS**

London Road, Spellbrook, Bishop's Stortford,  
Hertfordshire CM23 4AU

**Tel: 01279 501 501**

**Fax: 01279 501 100**

**E-mail: info@rapidplatforms.co.uk**

**Web site: www.rapidplatforms.co.uk**